



Food with friends



Watch the video. Draw your picnic food.



mission

Organise a picnic

In this unit I will:



Find out what food my friends like.



Write and share a recipe.



Buy food for our picnic.



Have a picnic.

1   Listen and point. Then listen and number.

This afternoon the Friendly family are having lunch in the garden.



chicken

burger 1

cake

chocolate

bread

lemonade

water

banana


mango

salad

2   Say the chant.

3   Listen and say *yes* or *no*.

The Friendly Farm





Gracie's Grammar

I **like** chocolate.

Harry **likes** mangoes.

I **don't like** books.

Harry **doesn't like** chocolate.

Do you like chocolate?

Yes, I **do**. / No, I **don't**.

1



Listen and stick. Then look, read and write.



1 Mum likes burgers.

3 Grandma _____ lemonade.

2 Dad doesn't like _____.

4 Grandpa _____ chicken.



STAGE 1

**Find out what food your friends like.
Choose food for your picnic.**

Do you like burgers?

Yes, I do.



My **mission diary**

Activity Book
page 44



1 4.08

Listen and draw. Then sing the song.

Do you like fruit?

Yes, I do.

Do you like juice?

No, I don't ...

I like apples.

I like oranges.

I like grapes

but I don't like juice ...

Do you like salad?

Yes, I do.

Do you like meat?

No, I don't ...

I don't like burgers.

I don't like sausages.

I don't like meatballs

but I like beans ...



2 Read, think and say. Compare with your classmates.


Think of ...

- one thing you eat or drink for breakfast.
- two things you eat or drink for lunch.
- three things you eat or drink for dinner.



I like grapes. What fruit do you like?

1  4.10  Which food does she buy? Listen and tick ✓.



Gracie's Grammar

Can I have some chocolate, **please**? Here you are.

Would you like some ice cream? Yes, **please**. / No, **thank you**.

2 **Read and say the dialogue. Act it out.**

- A Can I have some apples, please?
- B I'm sorry, I haven't got any apples. Would you like some oranges?
- A Yes, please.
- B Here you are.
- A Thank you.

mission STAGE 2

Buy the food for your picnic.

Can I have some chicken, please?

Here you are.



My **mission** diary

Activity Book page 44

Making a recipe



1 Watch the video.



2 Tick ✓ the ingredients. Then listen and check.



pasta



meat



onions



potatoes



rice



cheese





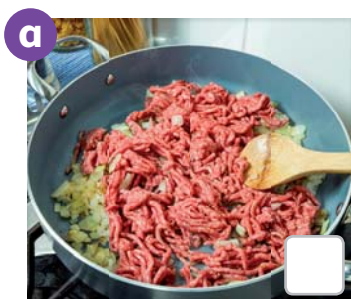
carrots



tomatoes



3 Listen and number.



1

- 4 Read and **circle** the food words. Then number the pictures.

HOW TO MAKE ... *an omelette!*


- 1 You need two **eggs**, some cheese, an onion and some tomatoes.
- 2 Mix the eggs. Cut the onion and the tomatoes.
- 3 Cook the eggs for four minutes.
- 4 Put the cheese, onion and tomato on the eggs.
- 5 Fold the omelette and cook it for one more minute.



mission STAGE 3

Make and share your recipe.

My favourite sandwich
This is a monster sandwich. It's got
chicken, cheese, meat and salad. Yum!



My
mission
diary

Activity Book
page 44

1 Talk to a friend. What food do you like to eat on picnics?



A picnic with friends

Mia and Matt want to go on a picnic.

‘Can we cook burgers in the woods, Mum?’

‘No, but you can take sandwiches and fruit.’



Mia likes egg sandwiches. Matt wants chicken sandwiches. He wants lemonade too.

‘Would you like a banana or a watermelon?’

‘A banana, please,’ says Mia.

‘A banana and a watermelon, please,’ says Matt.

Now they’re in the woods. They’ve got sandwiches, fruit, lemonade and ... chocolate!

‘Would you like some chocolate, Matt?’

‘Yes, please!’ Matt likes chocolate.

‘Here you are.’






But what's this? Birds!
 'Hey! Go away!'
 'We need a scarecrow,' says Mia.
 They put the watermelon and some clothes on a stick. The birds don't like the scarecrow. They fly away!
 Mia and Matt finish eating.

But what about the crumbs?
 'We don't need the scarecrow now,' says Matt. So Mia takes the scarecrow down.
 'Come on, birds,' calls Matt. 'Come and eat the crumbs!'
 It's good to share your picnic with friends!



2 How do they feel? Read and circle.

- 1 When the children can't cook burgers in the woods, Matt feels:
- 2 When Matt sees the chocolate, he feels:
- 3 When the birds arrive, Matt feels:
- 4 At the end of the story, the children feel:



3 Ask and answer.



Where do you have lunch?

At home.

Who do you have lunch with?

With my family.



1 Look at the pictures in Activity 3. What can you see?


I can see ...

2  4.15 Look at Activity 3 and listen. Which picture is not correct?


It isn't picture ... because ...

3  4.16 Listen and tick (✓) the box. There is one example.


What food would Dan like?



A



B



C

1 Where's Lucy's book?



A



B



C

Think about what's different in pictures A, B and C.



mission in action!

My
mission
diary

Activity Book
page 44

Have a picnic.

★ Make some food for the picnic.

★ Present your food to the class.

Look! This is my sandwich.

★ Have a picnic.

Would you like a banana?

Can I have some water, please?

★ Talk about the food at the picnic.

Yum! I like grapes.

Me too.

