

Official
Cambridge
Exam
Preparation

Kid's BOX

New Generation



CAMBRIDGE

English for
Spanish Speakers



The classic course for a new generation



Thousands of pupils
have learnt English with Kid's Box.
A generation, in fact!
What is it in the box that has helped busy
primary teachers for so many years?




“From the start,
pupils seem to
identify with the
characters and
the topics.”




“The quality of
material that
complements
the book.”



“The grammar
topics are exactly
what we want to
teach our pupils.”



Now, there's a new generation of young learners to educate,
entertain and inspire. The Kid's Box magic formula still has
everything teachers and learners love, but now has new
ingredients mixed in!



It's bigger, it's brighter, it's even better!

The well-known and loved classic course maintains the personality and humour, and busy teachers can pick up the book and teach with confidence. New features and material mean it's bigger, brighter and, to put it simply, even better!

So, what are the new ingredients
for the new generation?



A visual extravaganza!

The toys, Star family and friends are still your loyal assistants, but they've been re-imagined.

Children today live in a world of visual extravaganza, so to keep the children engaged, lessons need to be visually stimulating, too.



Up-to-date illustrations and photography, and almost **300 new videos** bring the characters, stories, songs and grammar to life.

Level 2 story



Level 3 story




Level 5 drama



Kids Box New Generation is packed with almost 300 new videos with up to 5 per unit.

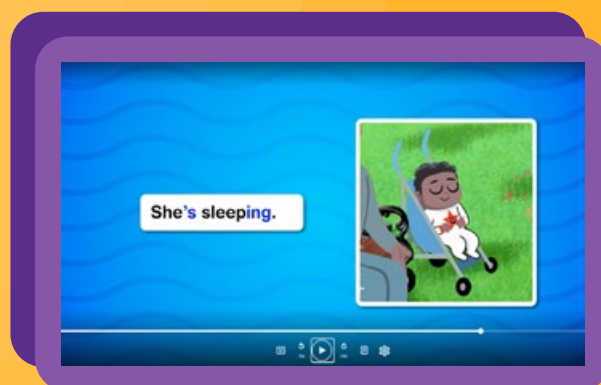
Including story animations, grammar animations, Sounds and Spelling, CLIL videos and karaoke song.



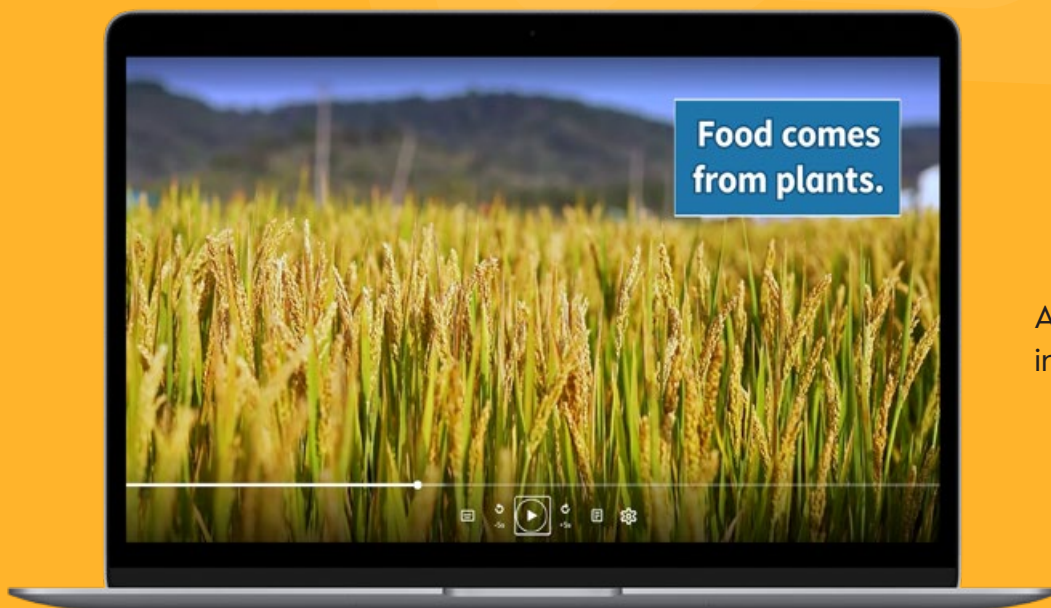
Song video



Sounds and Spelling video



Grammar video



CLIL video

All now easily accessible in **Cambridge One**.

Exploring the world

Brand new CLIL content and videos

Through CLIL, pupils learn useful knowledge and skills for maths, geography, art, science and sports, while engaging with topics critically and creatively. The projects on these pages encourage pupils to use and develop useful skills, such as planning and presenting.

▶ What do astronauts do in space?

1 37 Listen and say. Who is Sally? Where does she live?



2 37 Listen again and choose the true sentences.

- 1 There are other astronauts on the Space Station.
- 2 Sally works on the Space Station.
- 3 Sally wears a spacesuit.
- 4 A robot cleaner does the tidying up.
- 5 Sally watches films in her free time.

3 Think about the astronaut's day. How is your day similar or different? Think and say.

I have breakfast, too.

My food doesn't float.

DID YOU KNOW...?

There are no showers on the Space Station, but there are toilets!



34

Science: astronauts in space learning to learn

4 Read Sally's blog. What is special about today?

24 June

Today is my first spacewalk. I'm so excited!

I get up at six o'clock and I have a wash.

At half past six, I have breakfast. Eggs and bread! Yum!

Then, I put on my spacesuit. Another astronaut helps me and it takes a long time.

Now it's nine o'clock. The doors open and I go outside. Wow! I've got an amazing view of Earth!

5 Write the times in Activity 4.

Ready to write:

Go to Activity Book page 34.

Learning to write:

Times

six o'clock half past six

6 Prepare for an interview with an astronaut. What questions do you want to ask?

1 Do you sleep in a bed?

2

Project



Role-play an interview with an astronaut.

Science: astronauts in space con

Language support on the page.

Projects linked to CLIL content.



marie's geography

Where do animals live?

1 Watch and answer.

2 Listen and match.
Write the number.

- 1 lion
- 2 penguin
- 3 fox
- 4 polar bear
- 5 snail
- 6 bug
- 7 zebra



3 Look, say and guess.

It lives in the garden.

A bug.



garden



polar region



savannah



Fact

The biggest land mammal is the elephant and it lives in the savannah.


Project



Make a bird house.



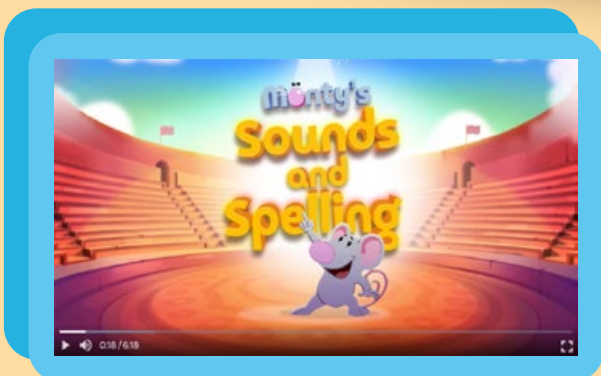
All the CLIL lessons are supported by documentary videos which present the content and the key language.



The focus is putting English into practice, not so much specific language learning.

Sounds and spelling

Brand new phonics lessons contextualised with a video.



Spanish handwriting font in Levels 1 & 2

Lock's sounds and spelling

- 1 Watch the video. Watch again and practise.
- 2 Read. Find the sounds and point to the picture. Say.




The giraffe laughs when the frog coughs, and the dolphin takes funny photographs!

- 3 Work in pairs. Look and say.

dolphin elephant giraffe frog

coughing laughing taking a photo flying boat forest sea desert tree



In the sea, there's a dolphin with a phone.

Number 2!

Show what you know
The ... takes a ... of the ...

68 Sounds and spelling: f, ff, gh, ph



Sounds and life skills

Choosing options

- 1 Watch the video. Where are the young people and how do they feel?



Pronunciation focus

- 2 Listen. What do the circled words have in common?

STELLA: OK! Let's have a look at the map! How do we get there?

LENNY: We're standing outside a shop.

STELLA: So, we have to go straight along this street. We don't go across the river. We turn left here at the sports shop. Let's go!

- 3 Listen and complete. Say the words. Can you think of more?

s t r eet, ... aight
... and, ... adium, ... udy
... arts, ... anish

- 4 In pairs, think of places in your town/city. Why are they interesting for a visitor? Make notes in your notebook..



- 5 In a group, choose one place to take a visitor to in your town/city.

Place _____
Where is it? _____
How can you get there? _____
What can you do there? _____

Useful language

Where shall we go?
... is the most famous.
How do we get there?

32

Sounds and life skills: consonant clusters st, str and sp | critical thinking

Sounds and life skills

In Levels 5 & 6 pupils focus on natural pronunciation and complete a Life Competencies speaking task.

Gentle exam preparation

Each unit of the Pupil's Book prepares learners for their exam by practising the vocabulary and language they see on the exam.

Starters Listening

1 Listen. Who's at school today? Put a tick (✓) or a cross (X) in the box.



	Present	Absent
Alex	X	
Alice	✓	
Bill		
Grace		
Kim		
May		
Nick		
Lucy		
Sam		
Tom		



2 Listen and draw lines. There is one example.

Alex Sam Alice Matt



Kim Lucy Eva

98 Pre A1 Starters Exam folder: Listening Part 1

The **NEW** Exam folder at the back of the book, helps familiarise pupils with the level and task types in the exam. Warmer activities in the Teacher's Book help introduce the language learners need to know before each task.

Movers Speaking

1 Look. Find the differences. Complete the sentences. There is one example.



- Example: The bed is pink in this picture, but in this one it's orange.
- In this picture the girl has got brown hair, but here she has
 - The jacket is red, but this one's
 - Here you can see a dolphin, but here there's a
 - There's a cupboard behind the door, but here there's a
 - Here the girl is holding a book, but here she's got

2 Look. Find the differences. Talk about the pictures.



94 A1 Movers Exam folder: Speaking Part 1

At the same time as having fun learners are constantly practising and becoming familiar with exam style-activities.



The aim of Kid's Box is a **celebration of learning** and knowledge as it is with the Cambridge English Qualifications

Flyers Reading and Writing Part 1

1 Look. What category are the words in?

passenger	ambulance	wood	trainers	astronaut	wool
passenger	uniform	pilot	skiing	fridge	
rocket	bandage	golf	platform	airport	
station	oven	planet	medicine	glass	

Passenger - air travel

clothes

space

air travel

2 Look and read. Choose the correct words a

a railway

pyjamas

trainers

a platform

a mechanic

envelopes

metal

a bridge

This person files a plane and usually wears a uniform.

1 People travel in cars along these large roads when they go on long journeys.

2 This is the name for a person who travels on a plane or train, or in a taxi.

3 People walk over this when they want to cross a road or river.

4 You can stay in this when you are camping in the countryside.

5 People usually wear these on their feet when they go running or play a sport.

6 You can find these on coats and jackets. People put things like keys and money in them.

7 This material comes from sheep and people often use it to make sweaters.

8 This person repairs cars and other machines.

9 You walk along this in a station when you get on or off a train.

10 You put letters inside these and write their addresses on the front.

Flyers Speaking Part 2

1 Look at the picture. Ask and answer with a partner.



Where / castle?

Where / mum and daughter go?

Who / walk dog?

What time?

How many children / get on bus?

What old woman / pull?

What girl / read?

Sunny or foggy?

2 Listen. Answer the questions about William's journey. Then ask questions about Katy's journey.

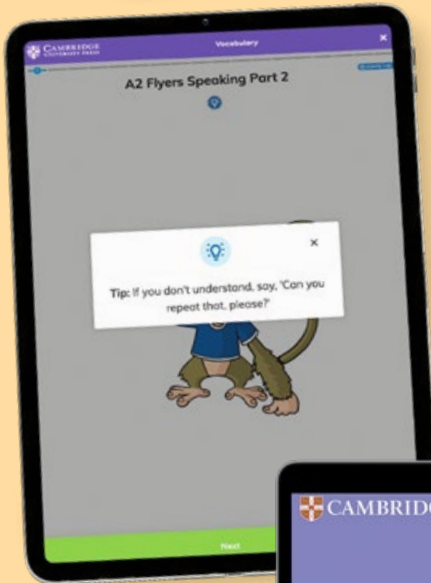


William's journey	
Where / going	Westfield
How / travel	bus
What time / leave	10.30
Who / visit	grandmother
City / Countryside	the countryside



Katy's journey	
Where / going	?
How / travel	?
What time / leave	?
Who / visit	?
City / Countryside	?

A2 Flyers Exam folder: Speaking Part 2 95



Practice Extra

Practice Extra features one exam preparation activity per unit. This allows pupils to practise target language and exam techniques while working on their own.



Test Generator

The Test Generator includes even more exam tasks to support exam preparation.

English for Spanish Speakers Edition

Marie's art
What happens when you mix colours?

1 Listen and colour. Say.

2 Look and write. Circle the pictures of primary colours.

red blue yellow

purple
pink
orange
green

3 Now you! Play and say. This is a purple pencil.

16 Art: mix colours critical thinking

Spanish handwriting font is provided in Levels 1 & 2 in both the Pupil's Book and the Activity Book

Monty's sounds and spelling

1 Watch and say.

Put the pizza in the purple bag.

2 Look, point and say. Seven pink books.

Write it with me!

— ag — izza

14 Sounds and spelling: p and b

Say it with me

1 Listen and repeat.



/ə/ A teacher, a driver,
A doctor, a farmer,
A brother, a sister,
A mother, a father.



/ɜ:/ There were thirty
dirty shirts
And thirteen purple
skirts.

2 Listen, point and repeat.

/ə/			/ɜ:/		
banana	sofa	flower	bird	worm	girl
spider	caterpillar	garden	nurse	purple	curly

3 Listen and read. Act it out.

Knock, knock!
Who's there?
Oscar.
Oscar who?
Oscar stupid question,
get a stupid answer!



Knock, knock!
Who's there?
Ammonia.
Ammonia who?
Ammonia bird in a skirt!



14 Pronunciation: /ə/ and /ɜ:/ Communication Creative Thinking

Teacher's Resources in
Cambridge One

- ★ **Say it with me** pronunciation and phonics activities focus on the most problematic sounds for Spanish speakers.
- ★ **Get it right!** worksheets for levels 5 and 6 on common errors made by Spanish speakers, in order to help them avoid typical grammar, vocabulary and spelling mistakes.

Get it right!

1 Look and say the answers.

Grammar

- I can play the guitar, but I can't play the piano.
- We must go to bed early.
- You should see the dentist every year.
- I can't play the guitar, but I can't play the piano.
- We must to go to bed early.
- You should to see the dentist every year.

- How do you say these sentences in your home language?
- Is it the same or different in English?
- Why are the sentences in red incorrect?

2 Give your friend advice. Use 'can', 'must' or 'should' and the words in the box.

play football swim do your homework
drink water clean your teeth do exercise
help at home eat fruit skate

You can play football in the playground, but you can't skate.

3 Read and look. Play I spy.

Vocabulary

- The book is on the table.
- The poster is on the wall.
- The ball is in the box.
- Madrid is in Spain.



I spy with my little eye something beginning with 'b'.

It's a book on the table.

4 Look and spell. Test your friend.

Spelling

laugh weigh enough although cough through

L-A-U-G-H

Laugh! Cartoons make me laugh.

14

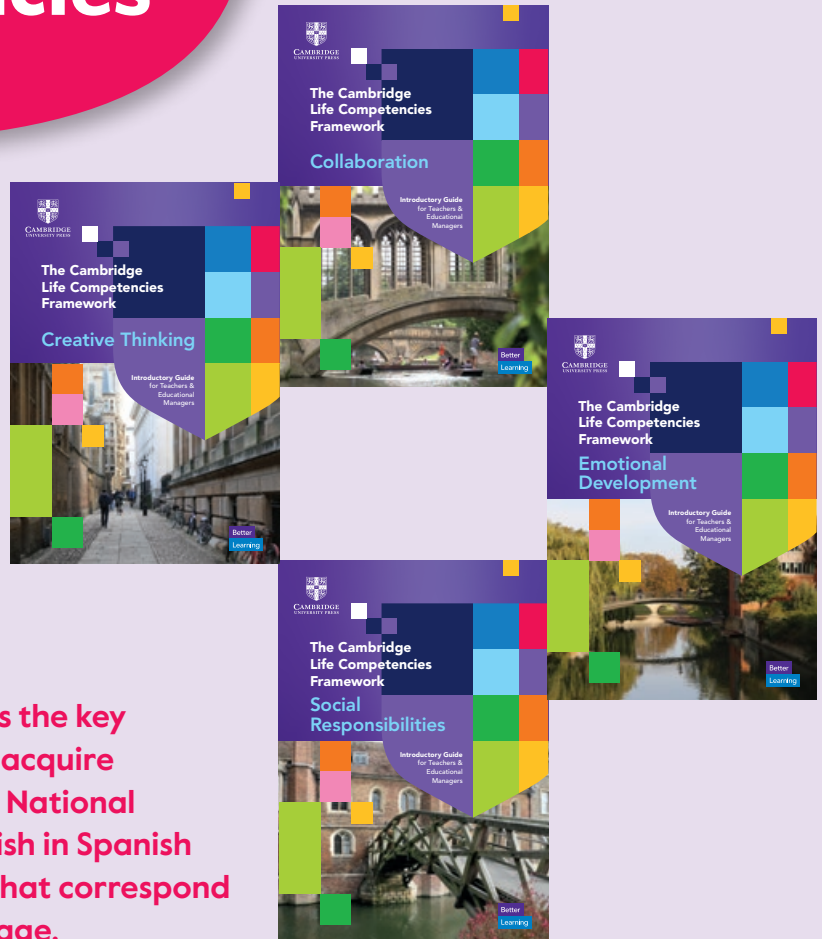
Grammar: Modal verbs | Vocabulary: Prepositions | Spelling: The silent letters gh
Communication Collaboration Learning to Learn

- ★ Learning Situations with Competency Evaluation templates.
- ★ Key Competencies Activity Bank.

The Cambridge Life Competencies Framework and the Key Competencies

Kid's Box New Generation is aligned to the Cambridge Life Competencies Framework. The Framework outlines six key areas of competency that are important for both personal and educational development: creative thinking, critical thinking, learning to learn, communication, collaboration and social responsibilities.

Kid's Box New Generation promotes the key competencies that children should acquire in Primary Education, following the National curriculum for the teaching of English in Spanish Primary schools. You will see icons that correspond to the key competencies on each page.



Creative Thinking



Learning to Learn



Critical Thinking



Emotional Development



Social Responsibilities



Digital Literacy



Collaboration



Communication

Values and Life Skills pages

Units 7&8 Values Help the world

1 **Look and think. Say 'yes' or 'no'. Listen and check.**

- If you live near your school you can sometimes walk there.
- When you clean your teeth you can turn the water off.
- You mustn't take bags with you when you go shopping.
- You never need to turn computers or televisions off.

2 **Read and match.**

- Turn off the computer when ...
- Don't always use the car, catch ...
- When you clean your teeth, ...
- Take bags with you ...
- Turn off the light ...
- When you live near your school, ...

1 - d

- ... you can walk there.
- ... turn off the water.
- ... when you go out of the room.
- ... you aren't using it.
- ... When you go shopping.
- ... a bus or ride a bike.

3 **Think and discuss. What can you do to help the world?**

I walk or ride my bike to school.

Values: units 7 & 8 Help the world social responsibilities 85

The **Values** pages also encourage pupils to understand the importance of respecting and protecting our natural environment.

These pages which follow every second unit specifically develop the Cambridge Life Competencies. The competency being developed is flagged at the bottom of each page.

The **Values** pages help pupils to appreciate cultural diversity, respect differences and develop human values.

Sounds and life skills

Describing senses and feelings

5 **Watch the video. What do they touch, hear, smell and taste?**

Pronunciation focus

5 **Listen. Which words are stressed?**

MEERA: Stella, put your hand in the box. What does it feel like?

STELLA: It's very soft. It feels like fur. Is it an animal?

LENNY: No, Stella. It's my toy spider.

5 **Listen. Which words are stressed? How is the meaning different?**

- This is my toy spider.
- This is my toy spider.
- This is my toy spider.
- This is my toy spider.

5 **Complete the senses poem with the words in the box. Listen and check.**

birds light shower toast toothpaste

Morning
 It looks like blue and yellow and white ...
 It sounds like ... singing in the garden,
 It smells like ... in the kitchen,
 It feels like a warm ...
 It tastes like ...

5 **In pairs, write a senses poem about a season, time of year, time of day or a favourite place.**

Useful language
 What does it ... like?
 It ... like ...

58 Sounds and life skills: sentence stress | creative thinking

Digital resources for learners

Pupil's eBook:

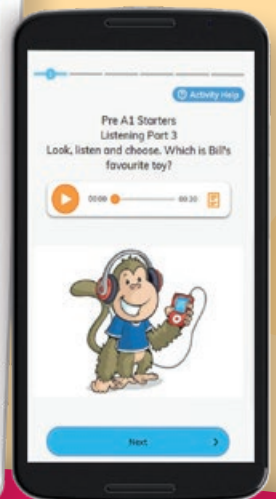
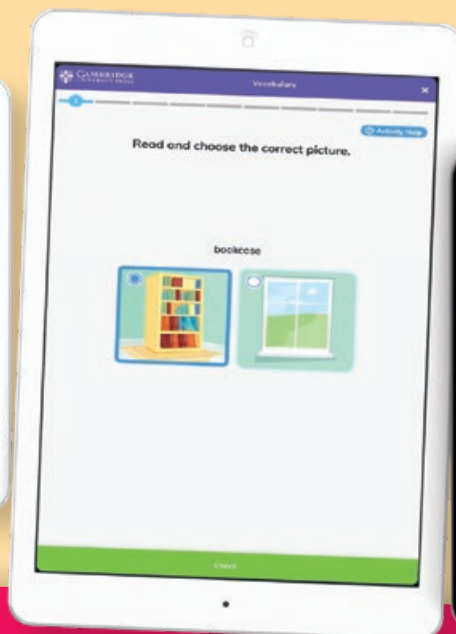
Pupil's eBook integrates the content of the print Pupil's Book together with all the class audio and video for easy access on smartphones, tablets and laptops. Pupils can find their eBook access code on the inside front cover of their Pupil's Book.



Digital Pack:

Pupils can find the access code on the inside front cover of the Activity Book.

- ★ **Practice Extra:** These will motivate your learners with a learning path, bite-sized practice, games and achievement badges. Parents will also be able to view in-depth information on their children's progress.
- ★ **Learner resources:** all the videos, songs and audios from the course available for download.



Digital resources for teachers

Teacher's Digital Pack:

Teachers can access digital content using a unique code found on the inside front cover of the Teacher's Book.

★ **Presentation Plus:** Digital front-of-class presentation, with:

- **interactive versions of the Pupil's Book and Activity Book**, with embedded audio, video and activities.
- **PDF version of the Teacher's Book** for easy access.
- **games, song videos** and **karaoke** versions are available.
- **stories:** new animations recycle and reinforce the vocabulary and language from the unit.
- **digital flashcards** available for all levels.



- ★ **Test Generator:** Features downloadable ready-made mixed-ability tests and allows teachers to build their own exams.
- ★ **Teacher Resources:** includes all the audio, worksheets and additional photocopiable activities to supplement your classes. Extra resources for the ESS edition.
- ★ **Practice Extra:** Teachers can set homework and track each pupil's progress. Provides grammar, vocabulary and skills practice a way that rewards and motivates young learners.
- ★ **Kahoots!** (all levels) Online quizzes to liven up classes through fun competition.

Pupil's components

★ Pupil's Book with eBook

It presents and practises new language through amusing stories, fantastic songs and activities providing an enjoyable and confident start to learning English.



★ Activity Book with Digital Pack

Now in colour, it covers the target language from the Pupil's Book. One exam practice activity per unit and it is packaged with the Home Booklet.

★ Home Booklet


It helps children revise what they have learnt in an enjoyable way and share it with their parents. A Picture Dictionary and letters to parents are also provided.



Digital Pupil's Book and Activity Book

If you want to experience a fully digital class with complete tracking, **Kid's Box New Generation** also offer the possibility to use Digital Books. These books can be used online and offline and are both multiplatform and multi-device.

Teacher's components



★ Teacher's Book with Digital Pack

It makes your lesson planning and teaching experience as straightforward as possible. The Digital Pack for the teacher, accessible via a code in the Teacher's Book, is designed to be flexible and offers rich support for the classroom.

★ Flashcards

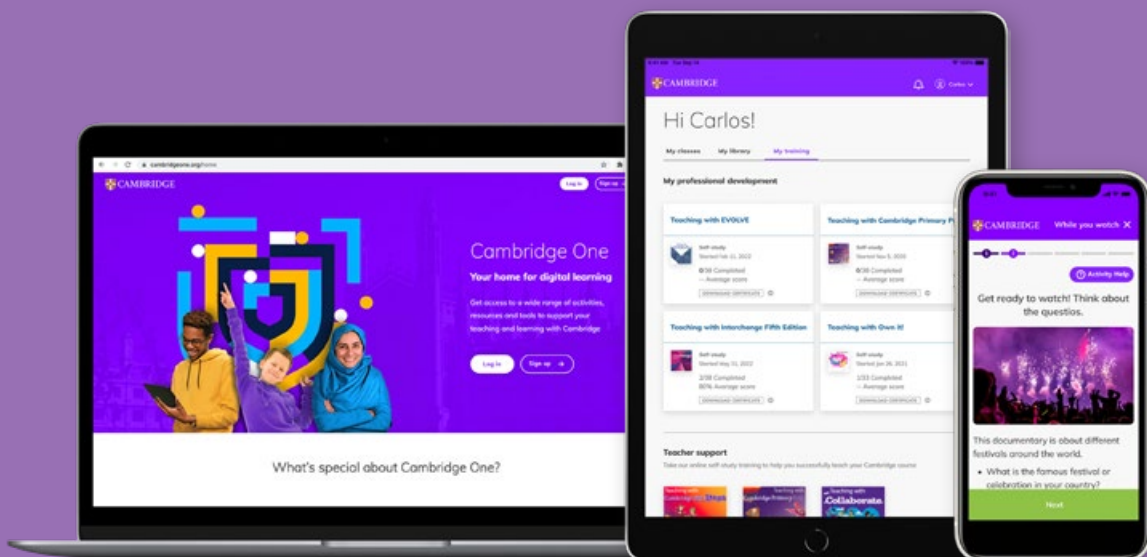
A fun way to help learners practise the unit vocabulary. See the Teacher's Book for suggestions on how to use them in class. Available for levels Starter to 4.

★ Posters

There are 8 colourful poster which focus on key language from the Pupil's Book, providing teachers with an eye-catching, engaging resource for language practice.

Digital components on Cambridge One

Easy and flexible access to digital resources across all your devices, in one place, plus motivating bite-sized mobile content and time-saving tools for marking homework, creating classes and tracking students' progress.



- ★ Presentation Plus
- ★ Test Generator

- ★ Teacher Resources
- ★ Practice Extra

- ★ Kahoot! quizzes

Kid's BOX

New Generation



Watch the video!